



Automatic Ref/**K**eratometer



New Technologies And Powerful Functions
Simple operation interface provides
with accurate operation experience.

Automatic Ref/Keratometer

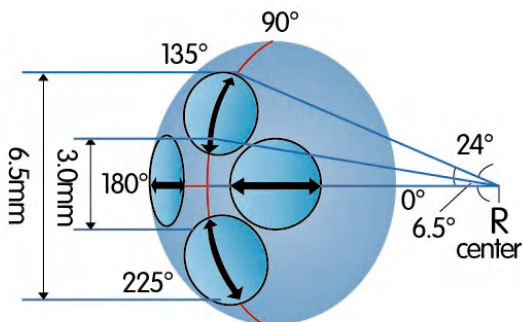
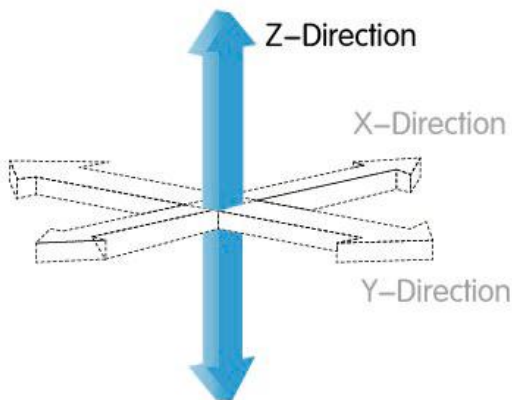


LINK INSTRUMENTS

Partial details design

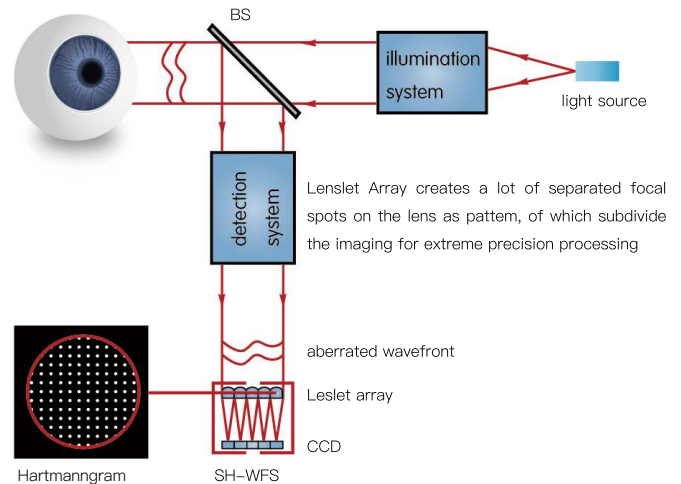
- ◆ Humanized detail design
- ◆ Comfortable operation and smooth measurement
- ◆ Adjustable LCD screen for convenient measurement

UP/down Auto Tracking



Measure peripheral keratometry precision of eyes with contact lenses fitting

Hartmann Imaging Processing Technology



Adjustable LCD Touch Screen



High brightness and contrast 8" wide color TFT LCD screen, smooth touch mode, different angle can be adjusted.

Motorized Chin Rest



By pressing the Up & Down buttons, the users can set and adjust the height of the patient's chin freely and quickly.

Data Record

DATA RECORD											
R	SPH	CYL	AX	L	SPH	CYL	AX				
1	-0.50	+1.50	95	1	-0.50	+1.25	99				
2	-0.50	+1.50	95	2	-0.50	+1.25	99				
3	-0.50	+1.50	95	3	-0.50	+1.25	99				
4				4							
5				5							
6				6							
7				7							
8				8							
9				9							
10				10							
AVG	-0.50	+1.50	95	AVG	-0.50	+1.25	99				

3 groups of data stored each measurement, maximum 10 groups of data can be stored